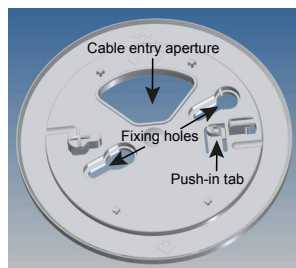


# Quick Connect Plate Installation Instructions

**BF431QCP**

The Quick Connect Plate, Part No. BF431QCP, is an easy-to-fit mounting accessory that assists with cabling to a base-mounted device.

The BF431QCP fits to a BESA/Conduit/60 mm Euro backbox, or a 1-Gang backbox (up to 85 mm in size), or can be fitted directly to a ceiling/wall using suitable fixings. It is compatible with C-TEC's BF & CA range of base-mounted devices including Base Sounders, Base VADs & Base Sounder VADs.



## Assembly Order (see Fig.1)

This assembly example assumes the backbox (not supplied) is fitted to a flat, level surface with the required knockouts removed and cable glands fitted, where needed.

- Feed wires from the backbox through the BF431QCP's cable entry aperture.
- Align the BF431QCP's two fixing holes with the backbox and fix both units together using suitable screws (not supplied).
- Push & slide the base-mounted device onto the BF431QCP and 'click' to lock it in place.
- Terminate wires to the base-mounted device as per the device's instructions.

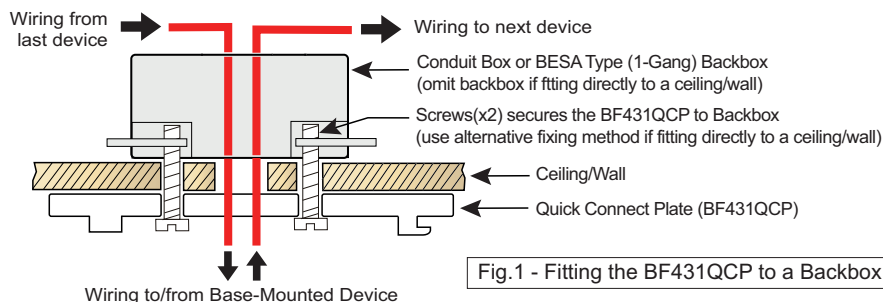


Fig.1 - Fitting the BF431QCP to a Backbox

## Releasing the Base-Mounted Device from the BF431QCP (see Fig.2)

Guide a screwdriver through the right fixing slot in the base-mounted device (orientation shown in Fig.2) onto the BF431QCP's push-in tab. Gently push the tab, then slide the base-mounted device right to release it.

Specification	
Part No.:	BF431QCP
Material:	Polycarbonate
Colour:	White RAL9003
Weight:	30 g
Dimensions:	120 mm diam. x 13.7 mm high
Fixing Holes:	2 off holes (4-5 mm screws). Use screws compatible with fitting to a backbox, or directly to a ceiling/wall.

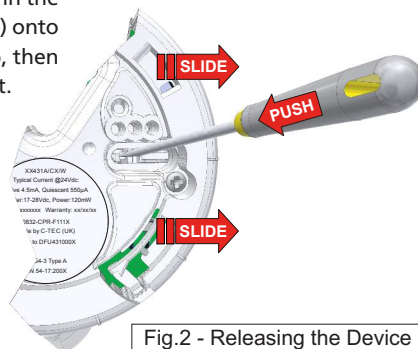


Fig.2 - Releasing the Device